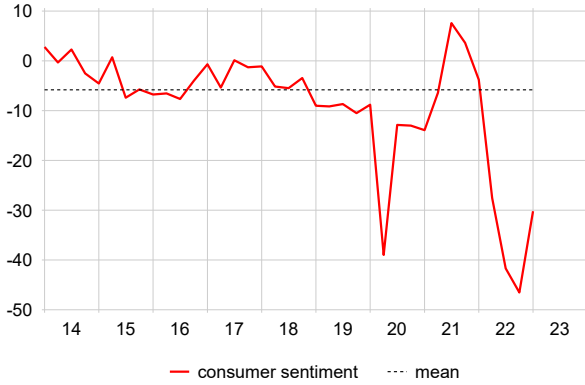




Consumer sentiment, 02.02.2023¹

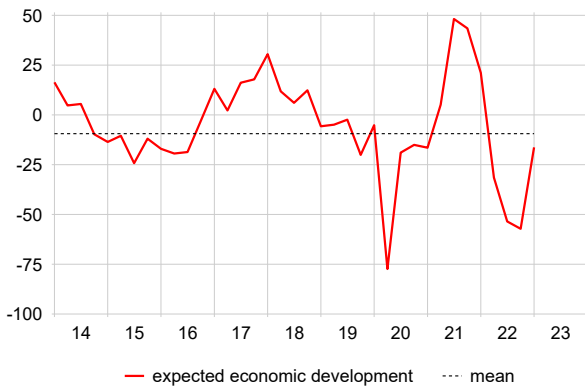
Consumer sentiment index²

Calculated from the four sub-indices below

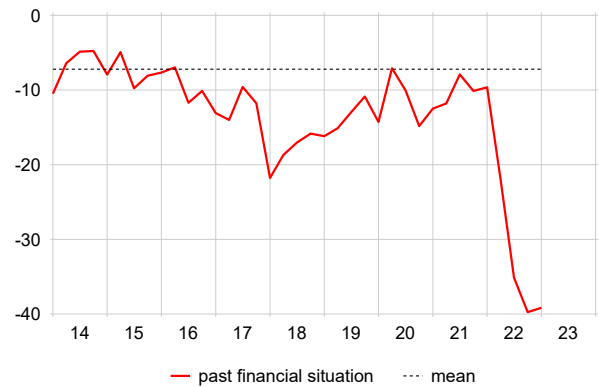


Quarter	22:2	22:3	22:4	23:1
Consumer sentiment	-27.5	-41.7	-46.5	-30.2
Expected economic development	-31.5	-53.5	-57.2	-16.3
Past financial situation	-21.9	-35.1	-39.7	-39.2
Expected financial situation	-24.9	-34.8	-46.9	-24.8
Major purchases	-31.9	-43.3	-42.2	-40.6

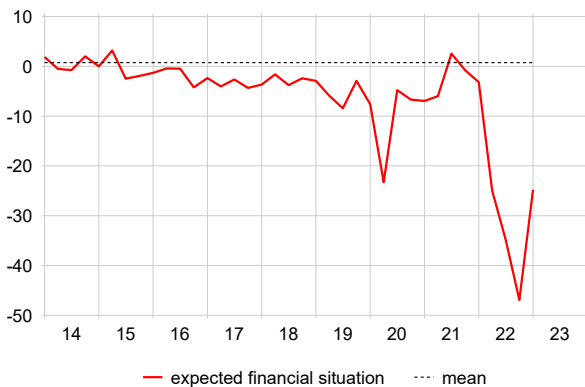
Sub-index 1: Expected economic development



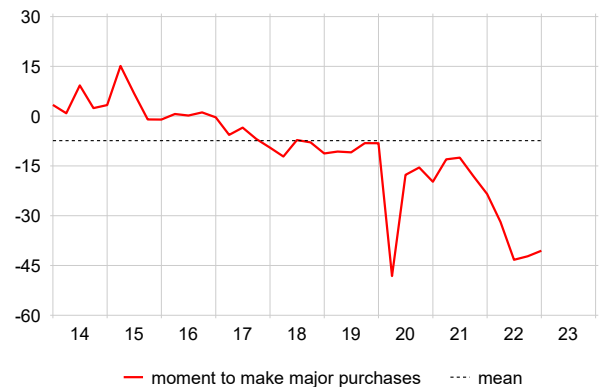
Sub-index 2: Past financial situation



Sub-index 3: Expected financial situation



Sub-index 4: Major purchases



¹ The survey is held every January, April, July and October and is conducted by telephone and online. A total of 1237 people aged 16 and over took part in the last survey in German, French or Italian. Further information and the data are available at www.seco.admin.ch/consumer-confidence.

² Seasonally and calendar adjusted data. All means depicted in the figures refer to the time period from October 1972.